

Festive decs

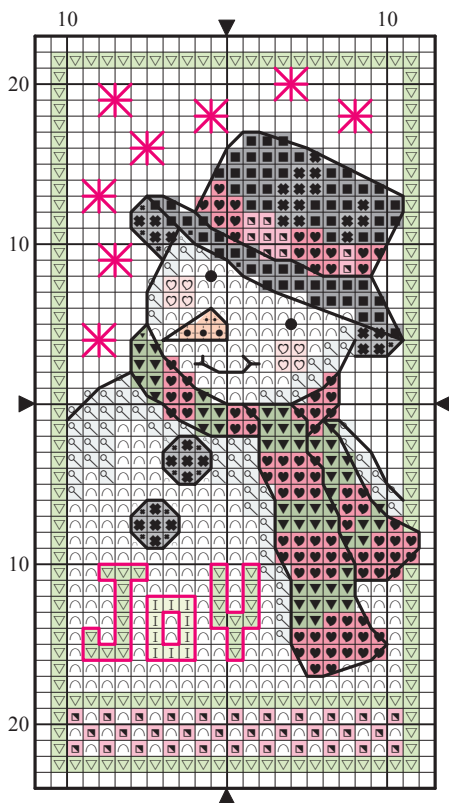
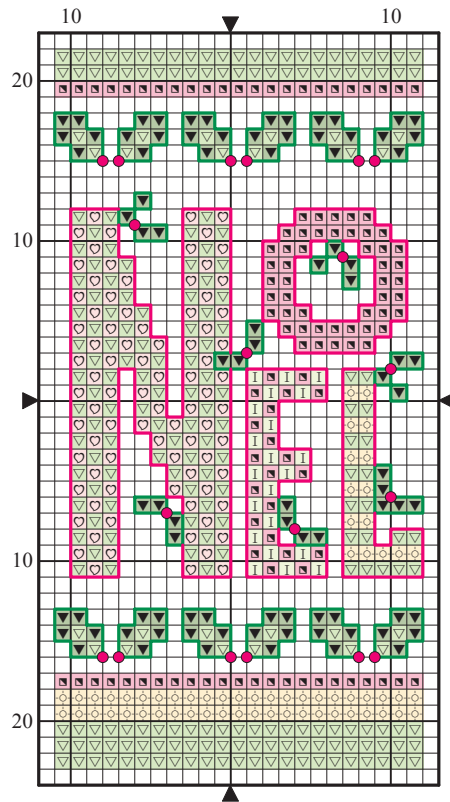
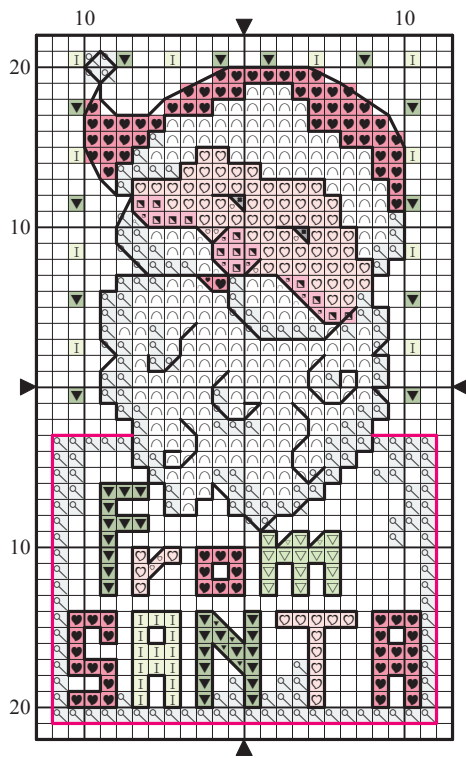
Designs by Lesley Teare

Stitch up a sweet treat for your tree, with three of these quick Christmas decorations. Call ☎ 0844 826 7341 and order *The World of Cross Stitching*, issue 184 to complete the set of six!



How to make

To make these fun decorations, firstly stitch each one onto a piece of 5cm (2in) wide 16-count aida band, measuring 20cm. Fold and press a 3cm (1¼in) hem at the top and bottom, and sew in place leaving the sides open. Insert cinnamon sticks through your hems and add a ribbon to hang.



Mini hangings key

✕ Cross stitch in two strands

	DMC	Anchor	Madeira	
∩	blanc	2	2402	white
∇	164	240	1209	light green
■	413	235	1714	grey
⦿	745	300	111	yellow
⦿	762	234	1804	light grey
I	772	259	1604	very light green
♡	963	73	502	light pink
∇	987	244	1403	green
■	3799	236	1713	dark grey
♡	3831	1006	507	dark pink
■	3833	1023	609	pink
⦿	3853	1003	311	orange

✕ Backstitch in one strand

—	310	403	2400	black
—	986	246	1404	dark green
—	3831	1006	507	dark pink

✕ French knots in one strand

●	310	403	2400	black
●	3831	1006	507	dark pink

MAXIMUM STITCH COUNT 26 high x 45 wide
DESIGN AREA 16 HPI (32-count evenweave) –
 4.5x7.5cm (1¾x2¾in)

These designs were stitched using DMC stranded cotton